

## The PD *(Plastic Drop-Down)*

Aesthetics for the contemporary orientated, modern house design.

With a high impact styrenic plastic composition, it offers a tough, ultra smooth, white maintenance free finish. It requires no painting and projects a mere 7mm into the ceiling space. The concealed hinges and completely flush "lid to frame" contribute towards its unobtrusive look.


The PD has the largest clear opening available to the market, with flexible fixing tabs to eliminate any twisting during installation. As standard, it is fitted with a neat quarter-turn catch. An access pole attachment to enable opening from floor level is also supplied. We also offer secure key lockable options.

The PD has an inner draught and vapour seal between the lid and frame. It also has a concealed outer seal between the frame and ceiling, negating the need for on site sealant. This saves time, costs and assists in the ease of decoration of the ceiling up to the frame.

In addition to the 100% recycled and recyclable packaging, the PD range is insulated with a bonded EPS blown with agent pentane, giving a GWP rating of less than 5.

Available in versions to comply with part "L" (PD35), to exceed part "L" (PD25) and to the old regulations (PD).

Model	Ceiling Cutout	Clear Opening (Once Installed)	"U" Value	Part "L" Compliant	NHBC Compliant	UKAS Accredited Air Tested	Key Lockable	Weight
PD35	760 x 560mm	630 x 533mm	0.35	✓	✓	✓	-	2.8kg
PD35L	760 x 560mm	630 x 533mm	0.35	✓	✓	✓	✓	2.9kg
PD25	760 x 560mm	630 x 533mm	0.25	✓	✓	✓	-	3.2kg
PD25L	760 x 560mm	630 x 533mm	0.25	✓	✓	✓	✓	3.3kg
PD	760 x 560mm	700 x 533mm	0.77		✓	✓	-	2.8kg
PDL	760 x 560mm	700 x 533mm	0.77		✓	✓	✓	2.9kg



The SD



The SDL

## The SD *(Steel Drop-Down)*

A one hour fire rated trap, which has an attractive contemporary design and many innovative features that set it apart from all other traps, including one of the largest clear openings available to the market.

The durable zintec steel has a powder coated smooth white maintenance free finish, projecting only 7mm into the ceiling space. The concealed continuous hinges and completely flush "lid to frame" offer a simplistic, unobtrusive look.

The SD is fitted with a unique hardened steel quarter-turn catch with a neat tri-drive and built-in chamfer, for a smooth closing action and high compression. The lid weight of only 5.8kg coupled with an access key, allows opening from floor level.

In addition to the inner draught and vapour seal between the lid and frame, a concealed outer seal between the frame and ceiling negates the need for costly on site sealant. This saves time, costs and assists in the ease of decoration of the ceiling up to the frame.

The whole design offers a complete air seal without susceptibility from plastic plugs or grooved locking systems. A secure radial pin tumbler lockable option is available (SDL), with keyed to differ barrels as standard or an option for keyed alike.

Extra to the 100% recycled and recyclable packaging, we utilise a 100mm 45kg/m<sup>3</sup> mineral wool slab, that exceeds both the necessary Part "L" requirements and a GWP rating of 0.

Model	Ceiling Cutout	Clear Opening (Once Installed)	"U" Value	Part "L" Compliant	NHBC Compliant	UKAS Accredited Air Tested	1 Hour Fire Rated	Key Lockable	Weight
SD	755 x 555mm	630 x 520mm	0.32	✓	✓	✓	✓	-	7.6kg
SDL	755 x 555mm	630 x 520mm	0.32	✓	✓	✓	✓	✓	7.6kg



The SDNL

## The SD Specials Range

### SDS:

A made to measure option, with the same qualities as the standard SD in bespoke sizes specific to your requirements.


### SDSS:

Having the same qualities as the SD with a door and frame manufactured from stainless steel. Commonly used in corrosive areas or simply for modern aesthetics.

### SDNL:

A unique option in the building industry. Our SDNL is a loft hatch with an inset window to allow natural light through the loft door from the loft space, via skylights or clear tiles in the roof. The door is fully bonded and insulated with a 25mm five layered opaque polycarbonate sheet giving a "U" value of 1.6 (Please note: This product is not fire rated).

Any of the above are available in a secure radial pin tumbler key lockable option by adding postfix "L"



The SP1



The SP2

## The SP *(Steel Push-Up)*

A one hour fire rated loft hatch designed with budget in mind. It is a very cost effective solution to satisfy all today's requirements.


The durable zintec steel has a powder coated smooth white maintenance free finish, projecting only 1mm into the ceiling space giving very simplistic aesthetics, whilst complying to all regulations.

With two sizes available as standard, the SP has an inner draught and vapour seal, with the frame acting as an outer seal. This provides the necessary joint to virtually eliminate air and moisture ingress, without the need for costly on site sealing. This saves time and assists ease of decoration of the ceiling up to the frame.

100% recycled and recyclable packaging is utilised, with 100mm 45kg/m<sup>3</sup> mineral wool slab, that exceeds both the necessary Part "L" requirements and gives a GWP rating of 0.

*Bespoke sizes available.*

Model	Ceiling Cut-out	Clear Opening (Once Installed)	"U" Value	Part "L" Compliant	NHBC Compliant	UKAS Accredited Air Tested	1 Hour Fire Rated	Weight
SP1	555 x 555mm	520 x 520mm	0.32	✓	✓	✓	✓	4.8kg
SP2	755 x 555mm	712 x 520mm	0.32	✓	✓	✓	✓	6.6kg



Following our acquisition of the "Banbro" range from Birtley (Bainbridge), we now offer the following options:



## The Laddatrap MK2

*(LT2 Plastic Drop-Down)*

The Banbro Laddatrap MK2 has a gently decorative frame more suited to refurbishment projects retaining a classic appeal. With a simple thumb-turn the loft hatch offers easy access to the roof space.

The Laddatrap Mk2 loft hatch is an injection moulded unit produced from precision engineered tooling to our own unique design. The high impact polystyrene material offers a perfect combination of strength, rigidity and stability. Once the drop down loft door is opened, it has a large clear opening of 655mmx533mm.

In addition to the 100% recycled and recyclable packaging, the Laddatrap Mk2 is insulated with 35mm of bonded EPS insulation blown with agent pentane, giving a GWP rating of less than 5.



## The Econotrap MK3

*(ET3 Plastic Push-Up)*

The Banbro Econotrap MK3 loft hatch has a gently decorative frame more suited to the classic look, as opposed to a contemporary style. A simple push-up ceiling door, ensuring remarkable value for money.

The high impact polystyrene material offers a perfect combination of strength, rigidity, stability and consistency. The loft door comes in an attractive, semi-gloss brilliant white finish to blend in naturally with the ceiling. The state of the art production process ensures loft hatches with consistency of quality, colour and finish every time.

The Econotrap Mk3 loft hatch incorporates 4 built-in securing pins, which locate automatically behind the lid when closed. The pins hold the door in position, providing a compression seal against the fitted draught and vapour seals.

The full size dimensions of the ceiling door allow for comfortable access for the homeowner. This will be of benefit for storing bulky items in the loft space, such as suitcases.

In addition to the 100% recycled and recyclable packaging, the Econotrap Mk3 is insulated with 35mm of bonded EPS insulation blown with agent pentane, giving a GWP rating of less than 5.

Model	Ceiling Cut-Out	Clear Opening	"U" Value	Weight
LT2	720 x 560mm	655 x 533mm	0.77	2.9kg
ET3	720 x 560mm	690 x 533mm	0.77	2.8kg